

# **Mi • Light<sup>®</sup>**

## **User Instruction**

**RGB+CCT LED Ceiling Spotlight**  
Model No.: FUT062

# Parameters

Model No.: FUT062

Power: 9W

CRI: >80

PF: >0.5

Beam Angle: 15°

Material: Aluminum

Input Voltage: AC86~265V / 50~60Hz

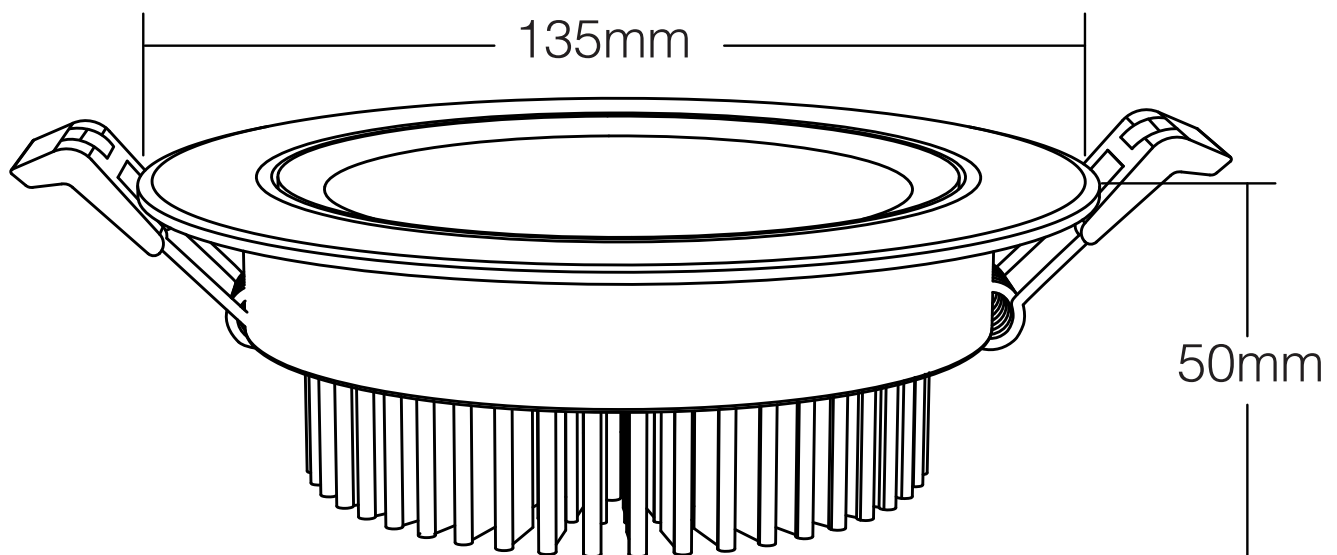
Color Temperature: 2700K~6500K

Luminous Flux: 700LM

Light Efficiency: 80LM/W

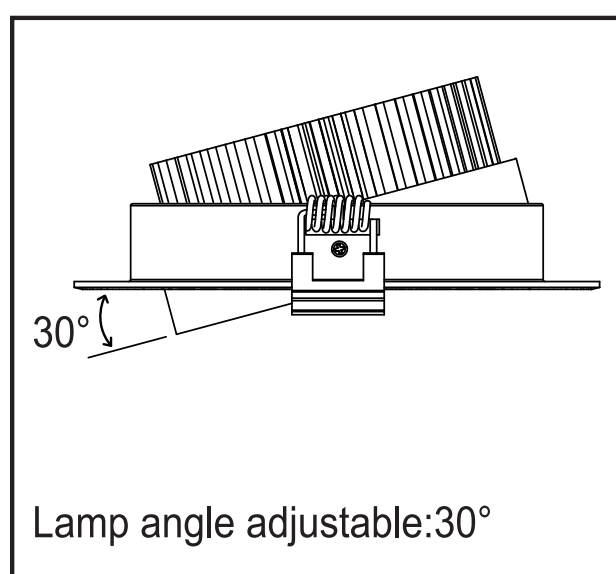
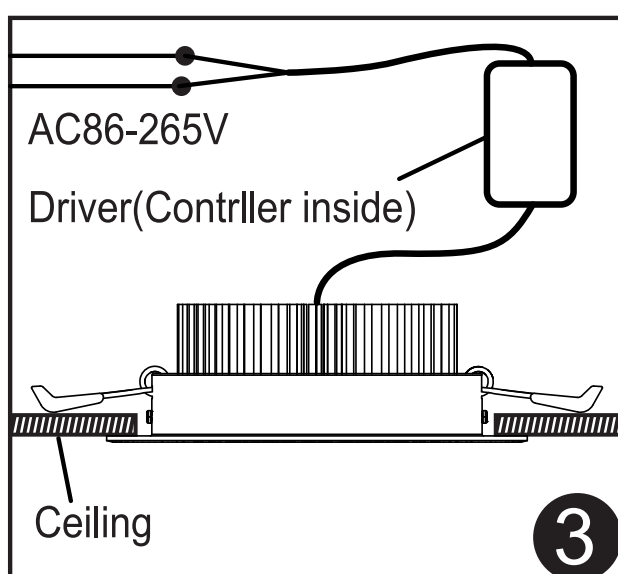
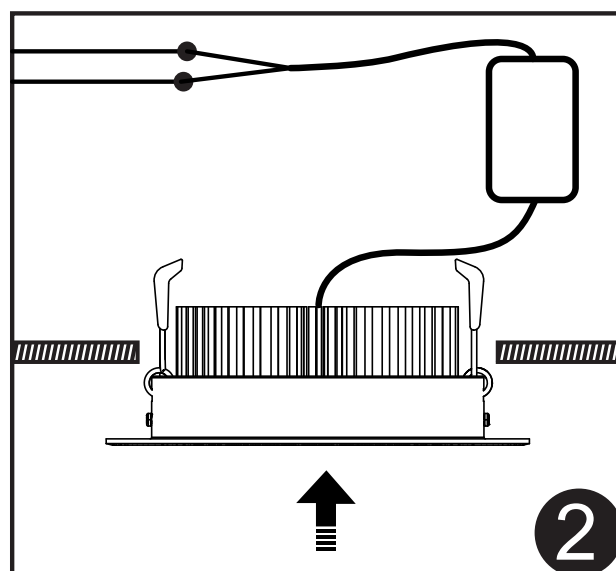
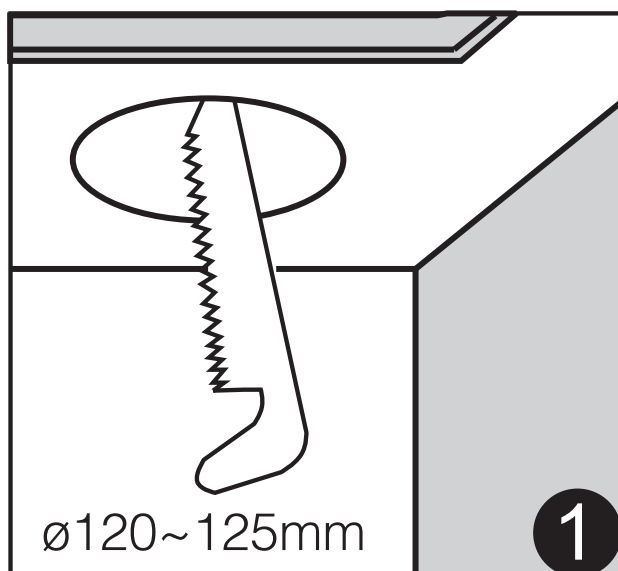
Lifespan: 50000 hours

Hole Size:  $\varnothing$ 120~125mm



# Instructions

1. Please open the hole on the ceiling according to the correct size of Diagram 1.
2. Push in the two spring elements, make sure that they are deployed and anchored on the back of the ceiling Diagram 2 and 3.
3. Connect the driver properly according to the wire connection Diagram 3.



## Caution

Amateur do not dismantle and install the light.  
Users must be correct, strict and solid to install the light; do not use the light on strenuous vibration area.



Lighting can be working after linking with remote;  
for more details, pls read the remote instruction.




Made in China

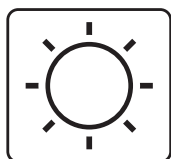
# Features



RGB+CCT  
16 Millions of colors to choose



Color temperature  
2700~6500K



Dimmable  
Saturation control



2.4GHz  
Radio Frequency

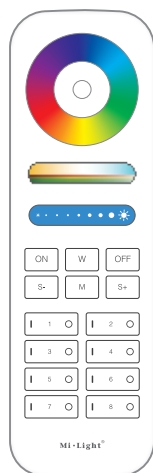


Remote control  
Control distance 30m




Smart phone App control  
Mi-Light WiFi iBox is needed

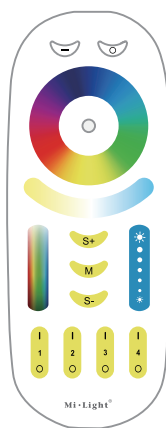
## Compatible Remote:



FUT089



B8



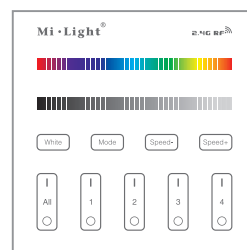
FUT092



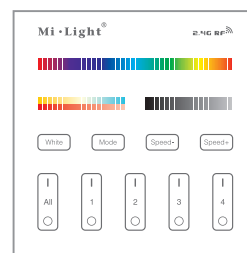
FUT095



FUT096



B3 / T3



B4 / T4