

# **Mi • Light<sup>®</sup>**

## **User Instruction**

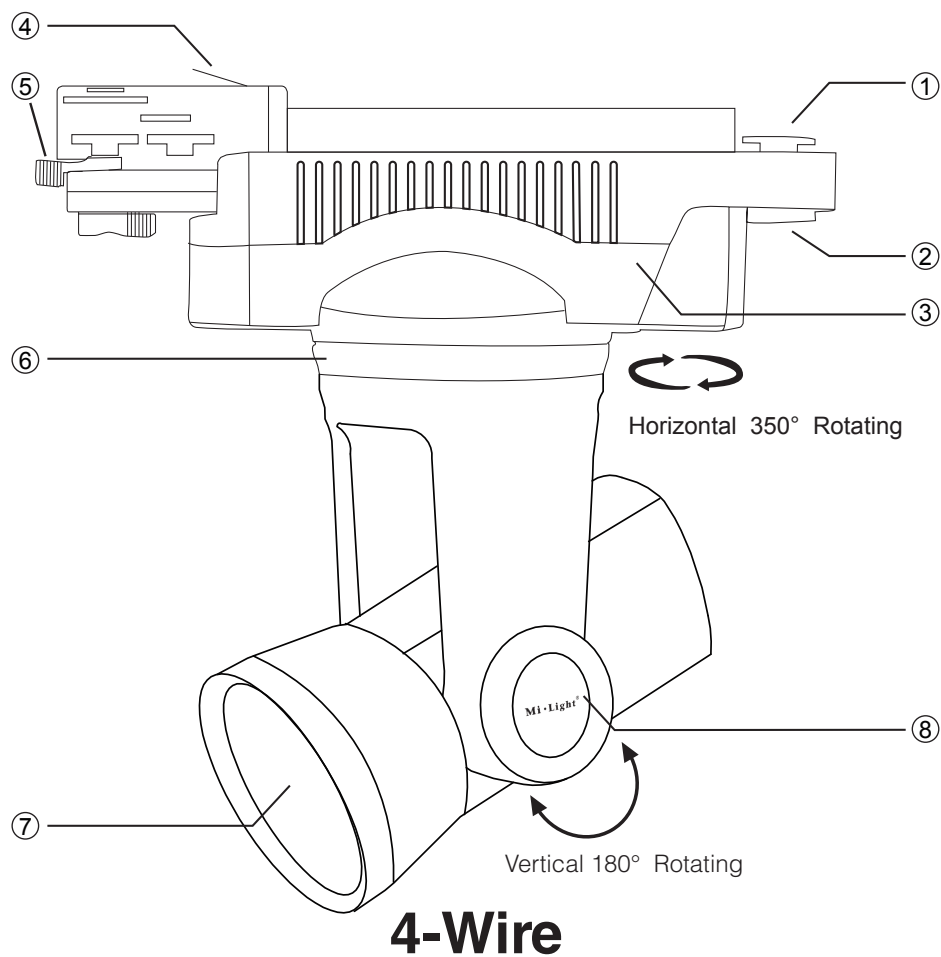
### **Alpha Lite**

Model No.: AL5 / AL6

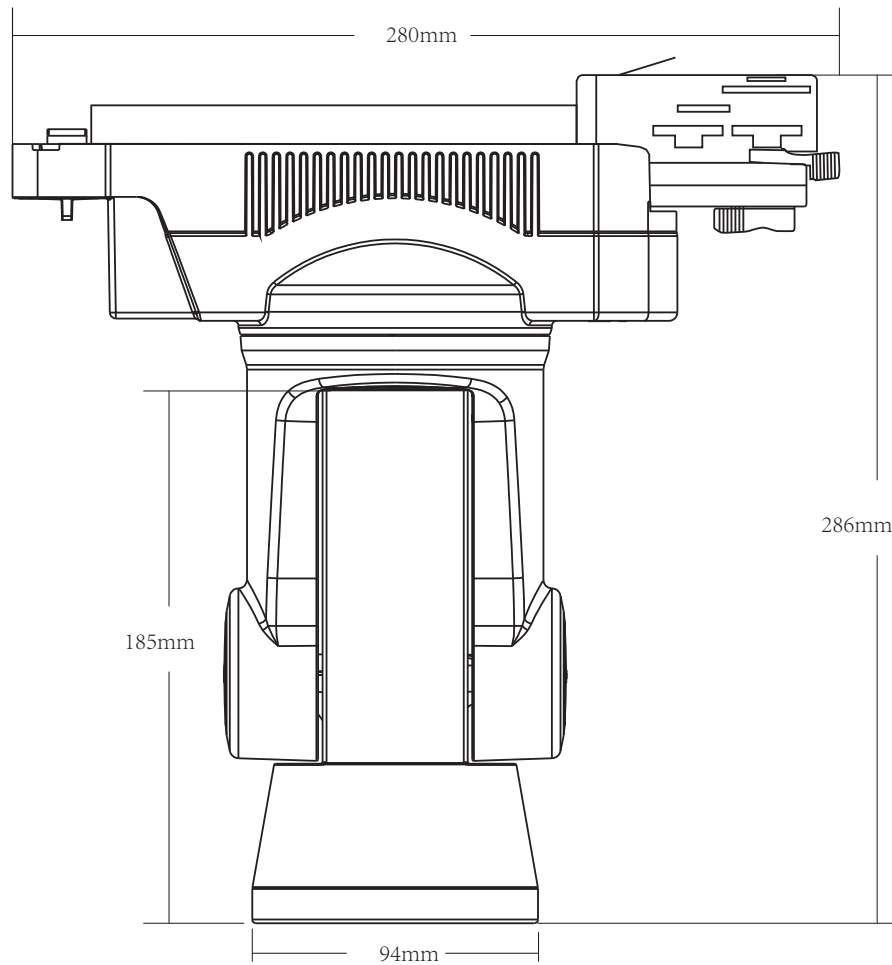
## 1. Product Description

- Adopting 2.4GHz RF tech, this product is totally brand new and smart.
- With RF remote control or smart phone App, the track light can change color, brightness, saturation, and lighting angles more precisely.
- With the remote control or smart phone App, you can control many track lights at the same time, or even individually.
- The status of the track lights can be even saved in the remote or the App.

## 2. Structure specifications



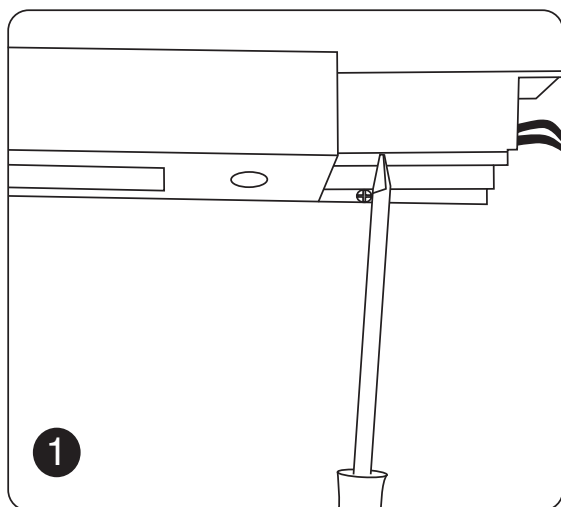
- |                 |                               |
|-----------------|-------------------------------|
| ① Fixing buckle | ⑤ Rotating                    |
| ② Rotating      | ⑥ Left-Right Rotating Fixture |
| ③ Rail Base     | ⑦ LED Light                   |
| ④ Connector     | ⑧ Up-Down Rotating Fixture    |



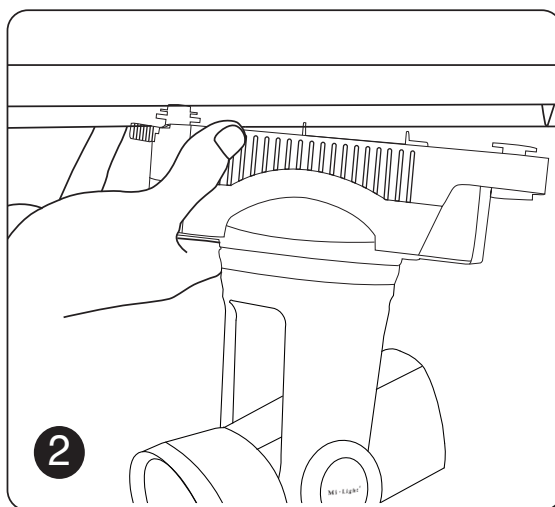
## 4-Wire

Product Name	Alpha Lite (Single White)	Alpha Lite (Dual White)	Alpha Lite (RGBW)
Model No.	AL4	AL5	AL6
Power	25W	25W	25W
Voltage:	AC100~240V 50/60Hz	AC100~240V 50/60Hz	AC100~240V 50/60Hz
Color Temperature	2700-3200K/6000-6500K	2700-6500K	2700-3200K/6000-6500K
Luminous Flux	2000LM	2200LM	2020LM
Luminous Efficiency	85LM/W	90LM/W	85LM/W
PF	>0.9	>0.9	>0.9
CRI	90	80	>80
Rail Type	4-Wire	4-Wire	4-Wire
Control Distance	30m	30m	30m

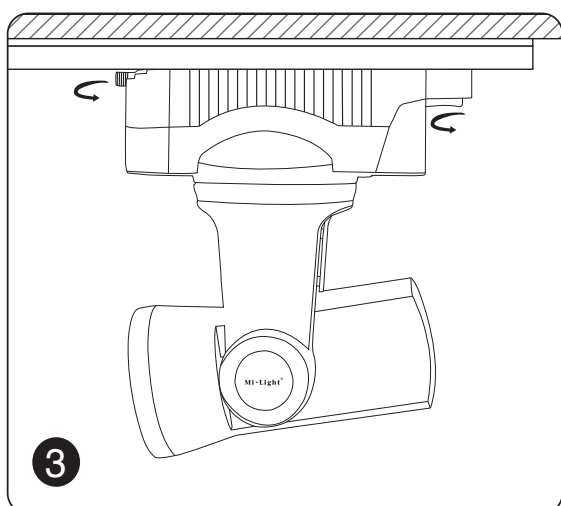
## 5. Installation



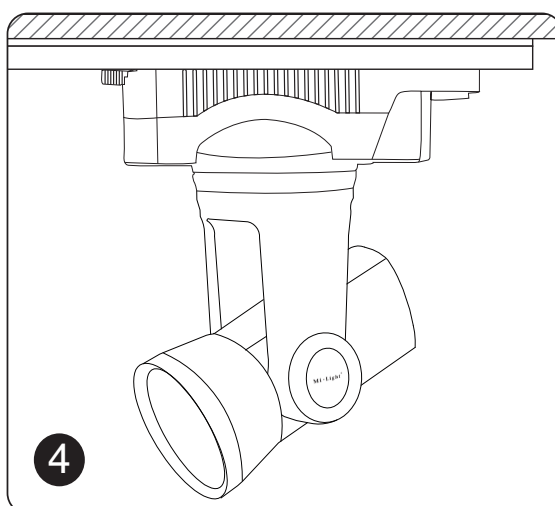
1  
Install the rail, supply the power.



2  
Put the base into the rail



3  
Fix the screw to fit the base.



4  
Finish installation.



Made in China